

# Rural Migration News

## Blog 227

JULY 2021

### Peru: Fruit Exporting Superpower?

Peru exported fruit worth \$3.8 billion in 2020, making Peru one of the top 10 fruit-exporting countries. Chile is the leading Southern Hemisphere fruit exporter, but the value of Peru's farm exports exceed those of Ecuador and South Africa.

Table grapes are Peru's most valuable fresh fruit export, and most are from coastal regions in the south around Ica (40 percent) and the north around Piura (20 percent).

Water projects allow irrigation, while ideal growing conditions for new and more valuable varieties support investment in production for export. Over 70 percent of the 665,000 tons of table grapes produced in 2020/21 were exported.

China is the leading producer of table grapes, some 11 million tons in 2020/21, but China exported only 420,000 tons compared with 470,000 tons exported from Peru.

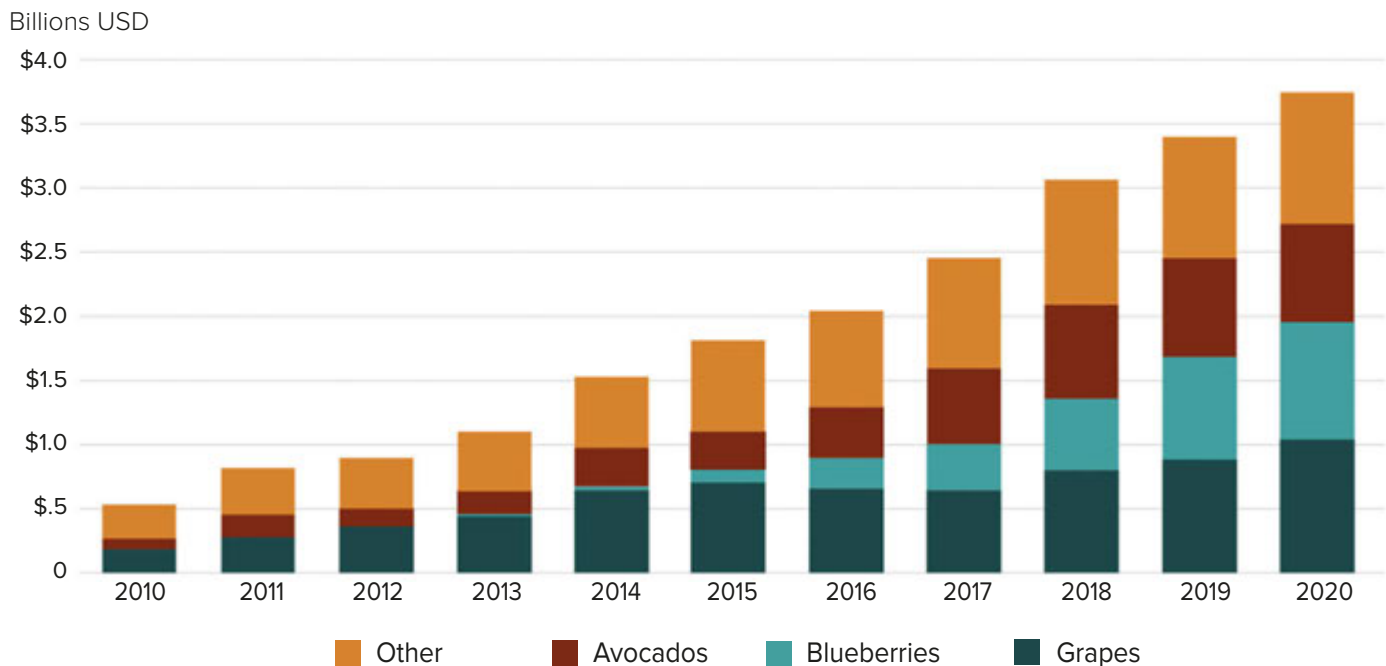
Chile is the leading fruit exporter in the Southern Hemisphere, and exported 620,000 tons of table grapes in 2020/21.

Peru is a major exporter of blueberries, which are consumed fresh and frozen and used as a food ingredient. There is significant blueberry production in 26 countries, but four countries, the US, Canada, Chile, and Peru, account for 80 percent of global blueberry production. Peru's blueberries are concentrated in the northern coastal region of La Libertad, an area eight degrees south of the equator that permits year-round production.

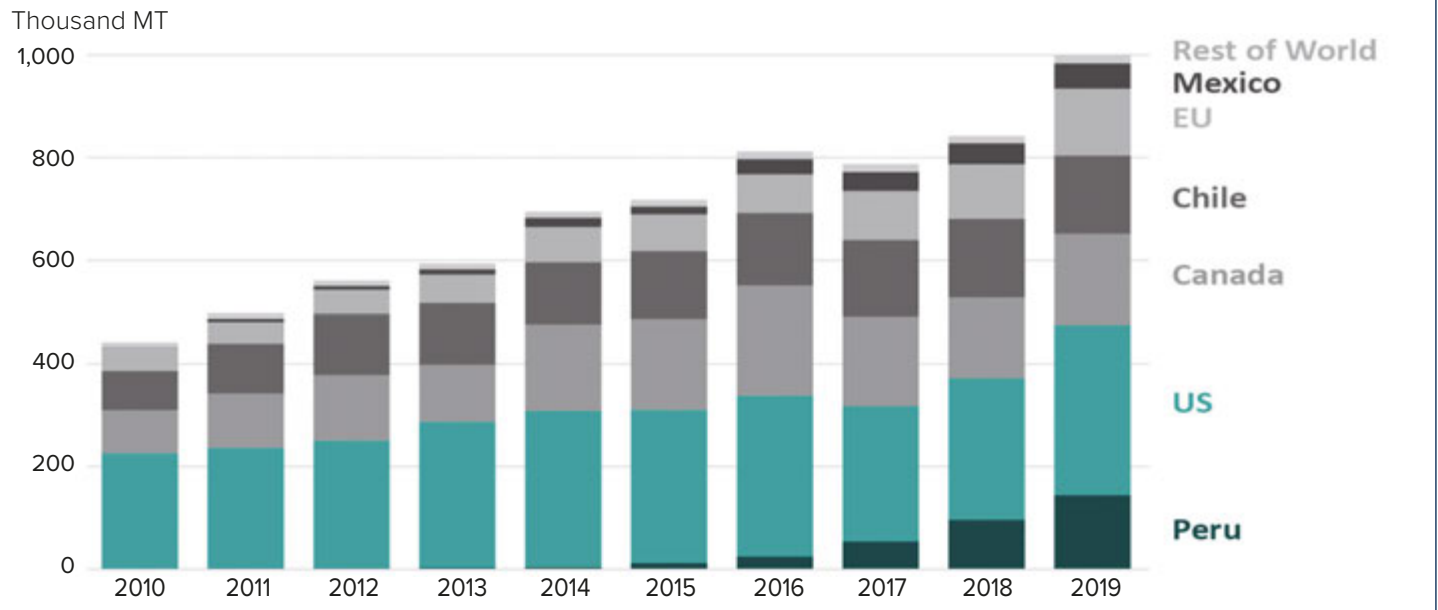
Peru exported 125,000 tons of blueberries worth \$800 million in 2019, equivalent to a third of US production of 330,000 tons. Most Peruvian blueberries arrive in the US between September and February, while most US blueberries are produced between March and October.

Peru is also a major producer of Hass and Fuerte avocados, some 550,000 tons in 2020, and exports

Peru's 3 Major Fruit Exports are Avocados, Table Grapes, and Blueberries



## The Big 4 Blueberry Producing Countries are the U.S., Canada, Chile, and Peru



almost all of the Hass avocados that are harvested between April and June. Peru's avocado exports were worth \$750 million in 2020.

Peru also exports mangos, 225,000 tons in 2020, and citrus, 260,000 tons of oranges, lemons and limes, and mandarins. However, most of Peru's citrus production is consumed domestically, that is, less than five percent of lemons and oranges are exported.

Peru's export agriculture is concentrated along the arid Costa region that has 11 percent of Peru's land and 57 percent of Peru's people. The Sierra mountains and highlands have 31 percent of Peru's land and 31 percent of Peru's people, and the eastern Selva lowlands that include the Amazon rain forest have 60 percent of Peru's land and three percent of Peru's people. Three fourths of Peru's 22 million people live in cities, including 10 million in the state of Callao that includes Lima.

The Costa region has a quarter of Peru's farm land and accounts for 60 percent of the value of Peru's farm output and is the source of most of Peru's farm exports. Two

major irrigation projects and the sale of 68,000 hectares of land for \$45 million between 1997 and 2008 in 30 public auctions stimulated the production of fruits and vegetables for export from the Costa region. The acreage of many fruits and vegetables that are produced for export doubled or tripled over the past two decades.

Peru has a growing speciality and organic coffee industry. Most Peruvian coffee is from small farms that have less than five hectares. Some 223,000 families and 1.5 million workers are involved in coffee production, and many were able to become organic producers because they could not afford fertilizer. Government-organized coffee buying firms collapsed during the Shining Path insurgency of the 1980s, and NGOs helped Peruvian coffee farmers to win fair-trade certification and higher prices.

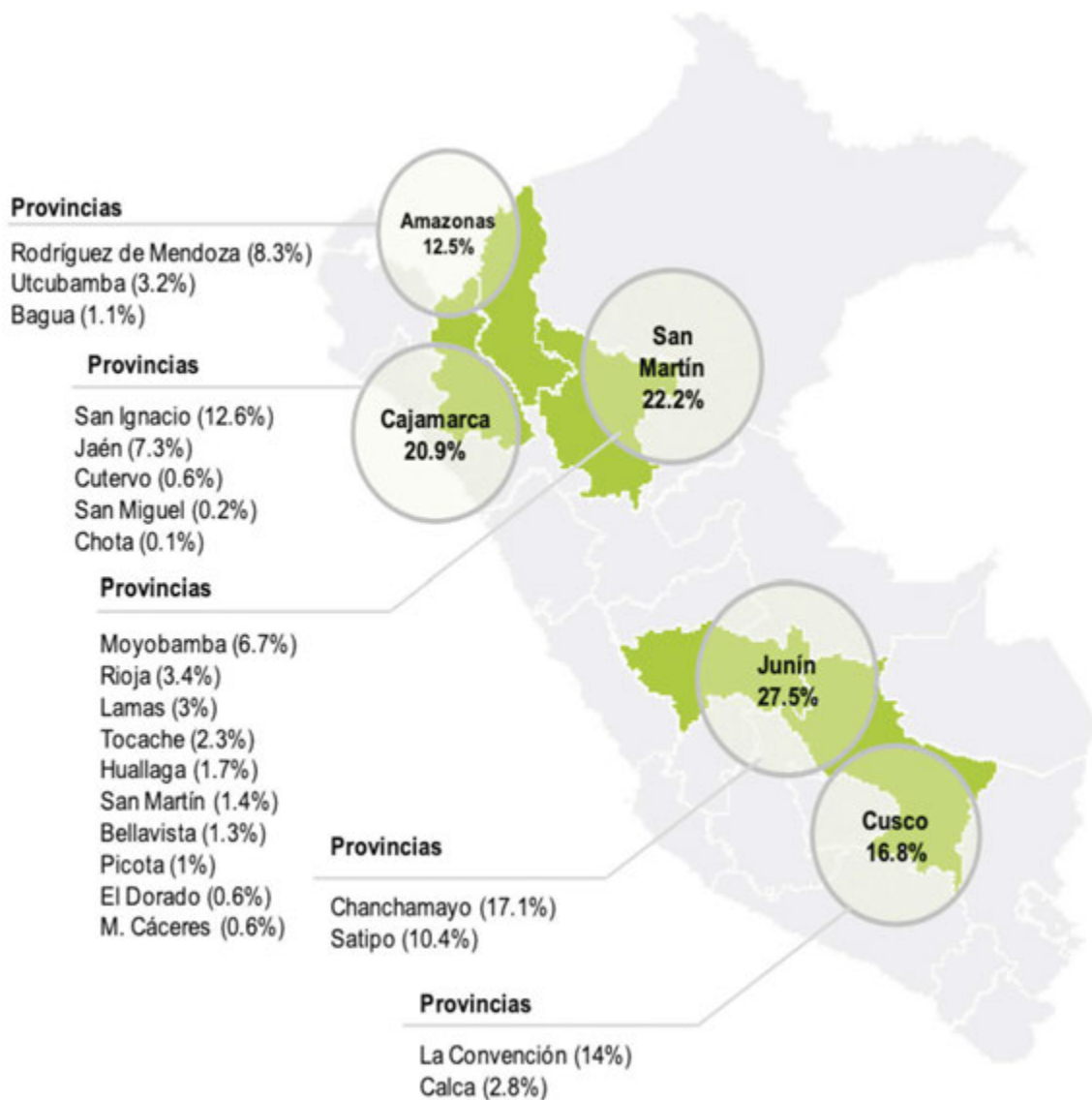
## Peru's Coastal Strip (Yellow) has 11% of the Land and 57% of the People



Peru had 437,000 Hectares of Fruits and Nuts, and 234,000 Acres of Vegetables, in 2015

Product	Area harvested (ha) 1995	Area harvested (ha) 2015	Increase (ha)	Increase (%)	Share of ag GDP 2015
Live animals and animal products					39.6
Agriculture products					60.4
<b>Cereals</b>		<b>1,292,036</b>			<b>13.8</b>
Maize	375,197	513,804	138,607	37	4.2
Rice, Paddy	239,453	399,501	169,048	67	8.1
Quinoa	18,729	69,303	50,574	270	0.4
<b>Horticulture</b>		<b>234,036</b>			<b>9.0</b>
Asparagus	20,126	33,870	13,744	137	3.6
Artichoke	200	5,513	5,313	2,657	0.4
<b>Fruits and Nuts</b>		<b>437,327</b>			<b>11.2</b>
Avocados	6,115	33,989	27,874	456	1.4
Grapes	10,702	26,650	15,948	60	2.7
Mango	7,854	29,733	21,879	279	0.6
Plantain / Banana	69,401	167,839	98,438	142	2.3
<b>Legumes</b>		<b>281,011</b>			<b>1.4</b>
Beans, dried	61,920	76,770	14,850	24	0.6
<b>Sugars</b>		<b>119,019</b>			<b>2.4</b>
Sugar crops	59,603	84,574	24,971	42	1.9
<b>Roots and Tubers</b>		<b>495,892</b>			<b>9.1</b>
Potatoes	188,531	316,535	128,004	68	6.7
Cassava	51,791	101,543	49,662	96	1.3
<b>Stimulant crops and species</b>		<b>505,771</b>			<b>5.6</b>
Cocoa	36,324	120,374	84,050	231	1.4
Coffee	164,230	379,189	214,959	131	3.8
<b>Oils seeds</b>		<b>68,115</b>			<b>1.0</b>
Oil palm	5,188	43,140	37,952	732	0.7
<b>Others</b>		<b>167,454</b>			<b>6.7</b>
Cotton	123,681	26,711	-96,970	-78	0.6

## Peru's Major Coffee Growing Areas are Shifting from Junin in the Central Highlands to the North



### References

USDA FAS. 2021. Peru's Fruit Sector Races to New Heights

<https://www.fas.usda.gov/data/spotlight-peru-fruit-sector-races-new-heights>

World Bank. 2017. Gaining Momentum in Peruvian Agriculture: Opportunities to Increase Productivity and Enhance Competitiveness.

<https://documents1.worldbank.org/curated/en/107451498513689693/pdf/P162084-06-26-2017-1498513685623.pdf>

To subscribe to RMN blogs, send email to [ruralmigrationnews-subscribe@primal.ucdavis.edu](mailto:ruralmigrationnews-subscribe@primal.ucdavis.edu)

More at: <https://migration.ucdavis.edu/rmn/>